

GENERAL NOTES

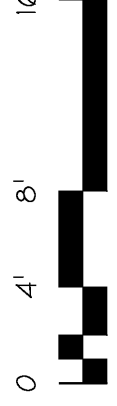
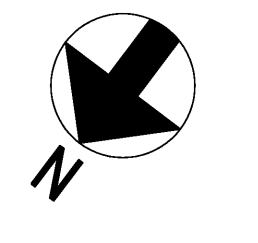
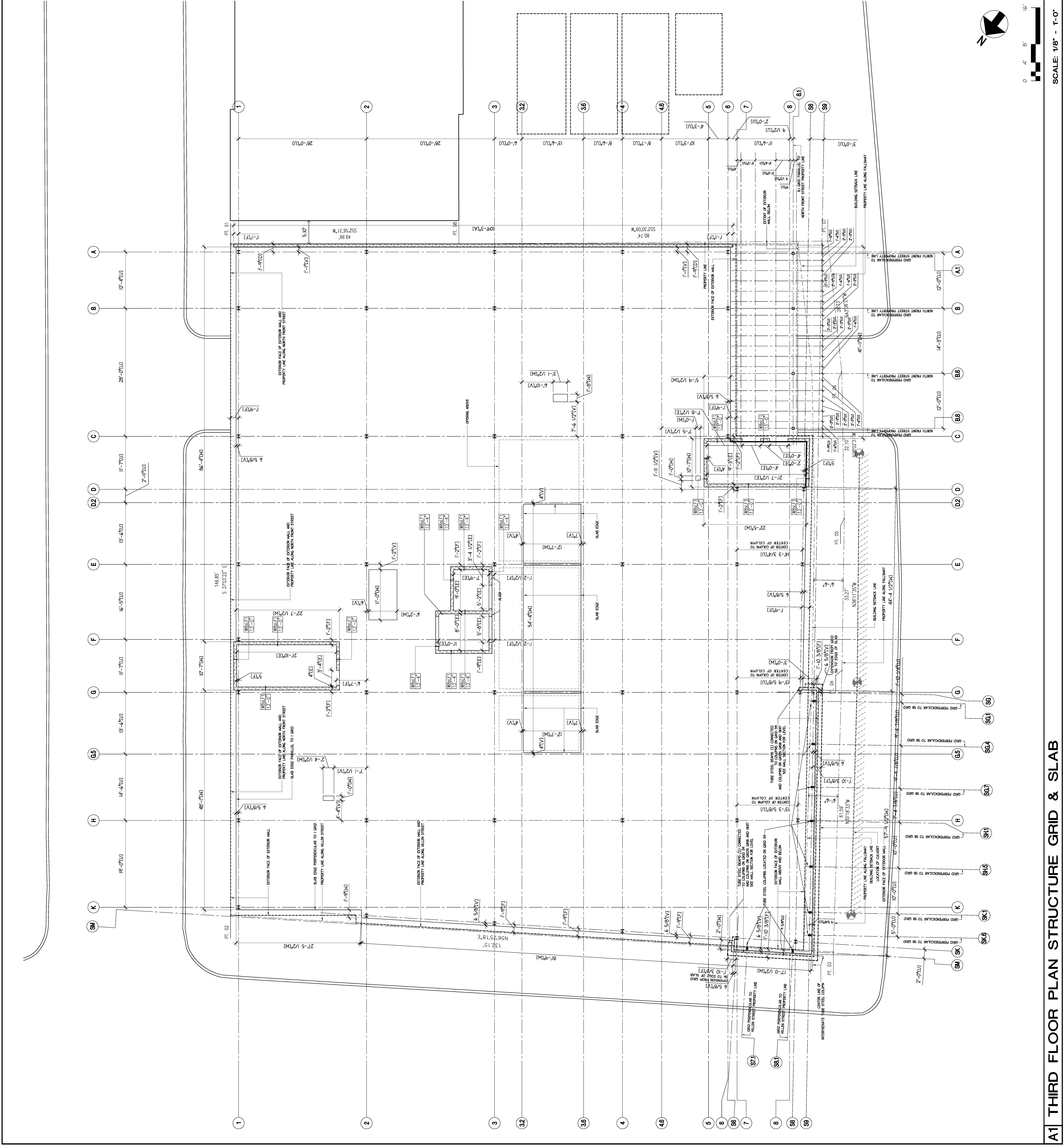
- X - X' (A) FACE OF FINISHED MALL TO FACE OF FINISHED MALL
- X - X' (B) COLUMN GRID TO FACE OF FINISHED MALL
- X - X' (C) FACE OF FINISHED MALL TO DOOR FRAME
- X - X' (D) COLUMN GRID TO EXTERIOR FACE OF MASONRY
- X - X' (E) MASONRY WALL TO MASONRY WALL
- X - X' (F) COLUMN GRID TO FACE OF MASONRY WALL
- X - X' (G) CENTER OF COLUMN TO FACE OF FINISHED MALL
- X - X' (H) COLUMN GRID TO DOOR FRAME
- X - X' (I) FACE OF MASONRY TO EDGE OF MAHWAY
- X - X' (J) EDGE OF DRIVEWAY TO EDGE OF DRIVEWAY
- X - X' (K) COLUMN GRID TO EDGE OF MAHWAY
- X - X' (L) FACE OF FINISHED MALL TO CENTERLINE OF FOLDING PARTITION
- X - X' (M) SLOPE OF RAMP TO FACE OF MALL
- X - X' (N) LENGTH OF RAMP
- X - X' (O) COLUMN GRID TO SLOPE OF RAMP
- X - X' (P) PROPERTY LINE TO SETBACK LINE
- X - X' (Q) EDGE OF SLAB TO EXTERIOR MASONRY FACE OF BUILDING
- X - X' (R) COLUMN GRID TO COLUMN GRID
- X - X' (S) EDGE OF SLAB TO COLUMN GRID
- X - X' (T) EDGE OF SLAB TO COLUMN GRID
- X - X' (U) EDGE OF SLAB TO EDGE OF SLAB
- X - X' (V) COLUMN GRID TO EDGE OF SLAB
- X - X' (W) STAIR TREAD TO STAIR TREAD
- X - X' (X) EDGE OF MASONRY TO CORNER OF BUILDING ABOVE
- X - X' (Y) EDGE OF MASONRY TO TUBE STEEL
- X - X' (Z) WIDTH OF RAMP
- X - X' (AA) LENGTH OF LANDING
- X - X' (AB) WIDTH OF LANDING
- X - X' (AC) FACE OF FINISHED MALL TO FACE OF MASONRY WALL
- X - X' (AD) EDGE OF MASONRY TO EDGE OF ALUMINUM PANEL
- X - X' (AE) EDGE OF ALUMINUM PANEL TO EDGE OF ALUMINUM PANEL
- X - X' (AF) PARKING SPACE - WIDTH
- X - X' (AG) PARKING SPACE - LENGTH

PLAN LEGEND

- 1) ALL DOORS TO BE LOCATED A MINIMUM OF 3' FROM FACE OF FINISHED MALL
- 2) HEIGHTS INDICATED ARE FROM FINISHED FLOOR LEVEL
 - 1ST FLOOR PLAN FROM - 0.0.0 A.F.F.
 - 2ND FLOOR PLAN FROM - 19'-4" A.F.F.
 - 3RD FLOOR PLAN FROM - 26'-4" A.F.F.
 - ROOF LEVEL PLAN FROM - 39'-4" A.F.F.

**HEALTH CARE FOR THE HOMELESS, INC.
NEW CLINIC & HEADQUARTERS BUILDING
HILLEN STREET & FALLSWAY
Baltimore, Maryland 21202**

KANN PARTNERS
 P 410.534.9800
 WWW.KANNPARTNERS.COM
 30 SOUTH CAM STREET, SUITE 400 • BALTIMORE, MD 21202



DATE	DESCRIPTION
07/25/08	DATE CONSTRUCTION SET
07/08/08	PERMIT SET
04/29/08	100% DESIGN DEVELOPMENT

PROJECT NUMBER:	08-028
DATE:	07/25/08
BY:	VT
CHECKED BY:	VT
DATE:	07/25/08

Sheet Title:
**THIRD FLOOR PLAN
 STRUCT. GRID
 & SLAB**